

CONNECTOR MANUFACTURERS



Contact Resistance: $\leq 0.03 \Omega$
 Insulation Resistance: $\geq 100M \Omega$
 Withstand Voltage: 500V, AC/minute
 Temperature Range: $-25^{\circ}C \sim +70^{\circ}C$

Rated Load: 30V DC 0.3A
 Insertion and Extraction Force: 3N ~ 30N
 Terminal Strength: $\geq 20N$
 Life: ≥ 5000 Cycles

7
*
22

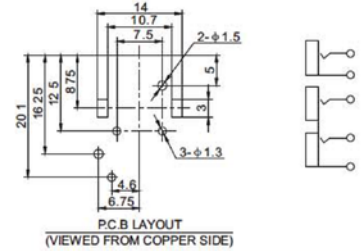
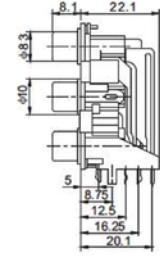
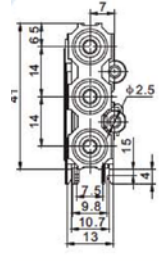
ROHS
CA Series



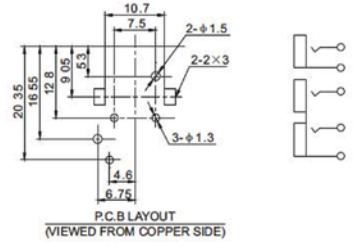
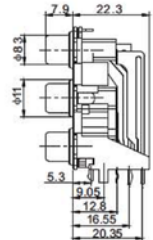
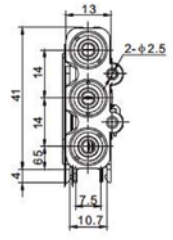
ROHS



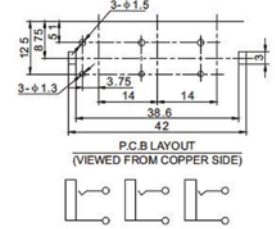
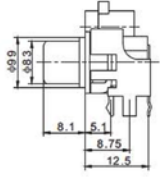
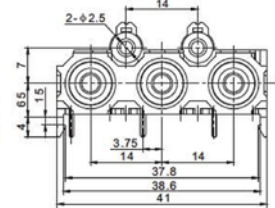
R-313W



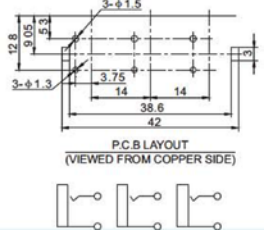
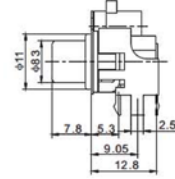
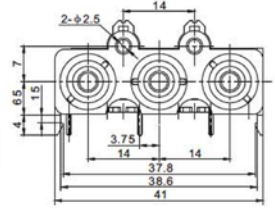
R-313WA



R-314



R-314A



R-316

