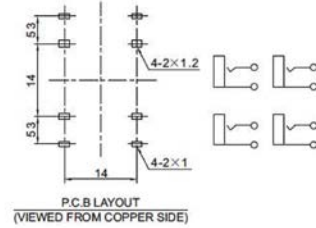
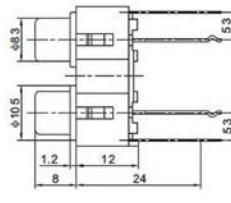
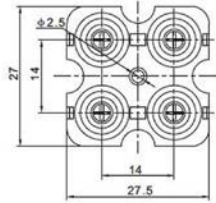


Contact Resistance:  $\leq 0.03 \Omega$   
 Insulation Resistance:  $\geq 100M \Omega$   
 Withstand Voltage: 500V, AC/minute  
 Temperature Range:  $-25^{\circ}\text{C} \sim +70^{\circ}\text{C}$

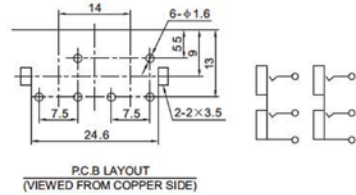
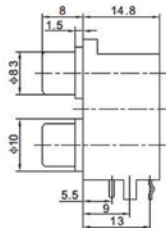
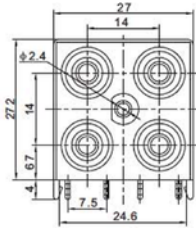
Rated Load: 30V DC 0.3A  
 Insertion and Extraction Force: 3N ~ 30N  
 Terminal Strength:  $\geq 20\text{N}$   
 Life:  $\geq 5000$  Cycles



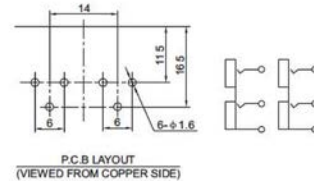
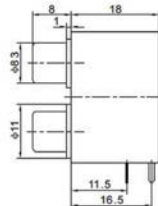
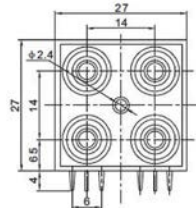
## R-421H



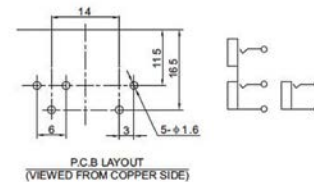
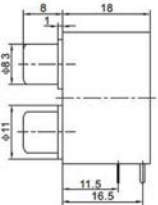
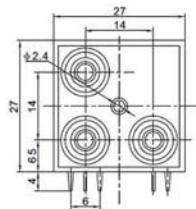
## R-422



## R-423



## R-423A



## R-425A

