

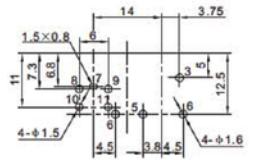
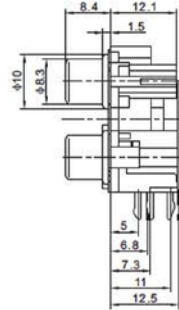
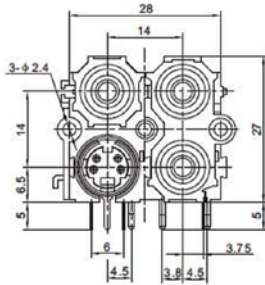
CONNECTOR MANUFACTURERS



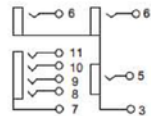
Contact Resistance: $\leq 0.03 \Omega$
 Insulation Resistance: $\geq 100M \Omega$
 Withstand Voltage: 500V, AC/minute
 Temperature Range: $-25^{\circ}\text{C} \sim +70^{\circ}\text{C}$

Insertion and Extraction Force: 3N ~ 30N (RCA Jack)
 Insertion and Extraction Force: 4N ~ 40N (DIN Jack)
 Terminal Strength: $\geq 20\text{N}$
 Rated Load: 30V DC 0.3A Life: ≥ 5000 Cycles

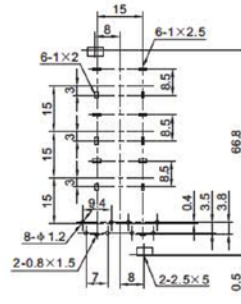
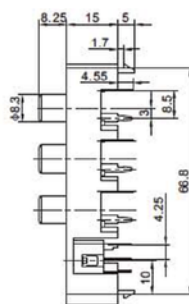
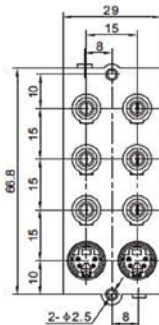
R-DIN-307



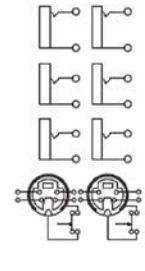
P.C.B LAYOUT
(VIEWED FROM COPPER SIDE)



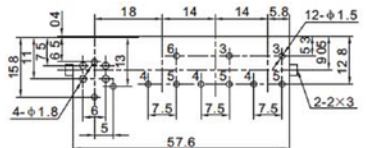
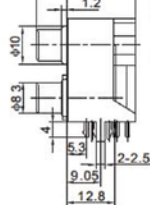
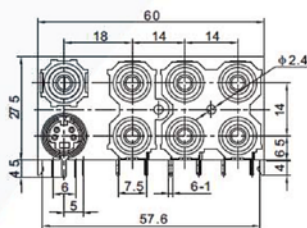
R-DIN2-601



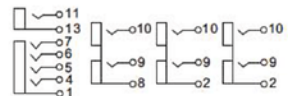
P.C.B LAYOUT
(VIEWED FROM COPPER SIDE)



R-DIN-701



P.C.B LAYOUT
(VIEWED FROM COPPER SIDE)



7 * 52

A-V Combo Series



ROHS