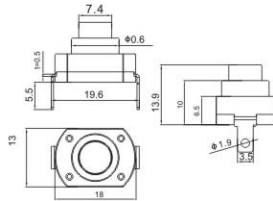
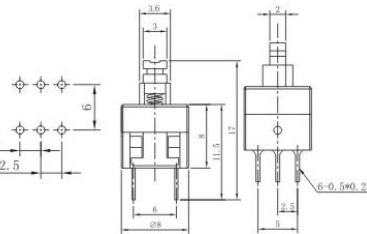


## T-TOP-9A/9A-L



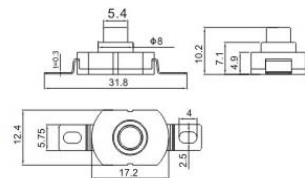
T-TOP-09A ON-OFF Flat pin  
T-TOP-09A-L ON-OFF Angled pin  
5A 250VAC

## T-TOP-C8x8-A/ C8x8-B



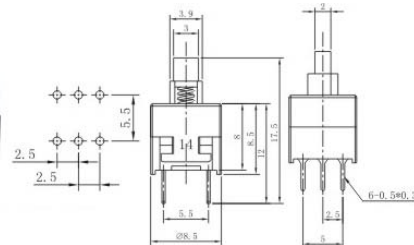
T-TOP-C8x8-A ON-ON  
T-TOP-C8x8-B ON-(ON)

## T-TOP-09



T-TOP-09 ON-OFF  
1A 250VAC; 1A 30VDC

## T-TOP-C8.5x8.5-A/ C8.5x8.5-B



T-TOP-C8.5x8.5-A ON-ON  
T-TOP-C8.5x8.5-B ON-(ON)

## T-TOP-11SF/11SF-N/11ZF/11ZF-N



T-TOP-11SF ON-(ON)  
T-TOP-11SF-N ON-(ON)  
T-TOP-11ZF ON-ON  
T-TOP-11ZF-N ON-ON

## T-TOP-S01/S02



T-TOP-S01 Square  
T-TOP-S02 Rectangle

## T-TOP-11SJ/11SJ-N/11ZJ/11ZJ-N



T-TOP-11SJ ON-(ON)  
T-TOP-11SJ-N ON-(ON)  
T-TOP-11ZJ ON-ON  
T-TOP-11ZJ-N ON-ON

## T-TOP-10SR-F/20SR-F



T-TOP-10SR-F SPST  
T-TOP-20SR-F DPST

14  
\*  
75

