

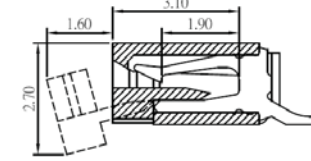
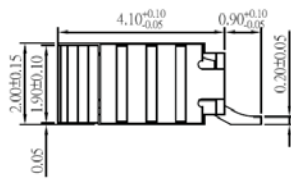
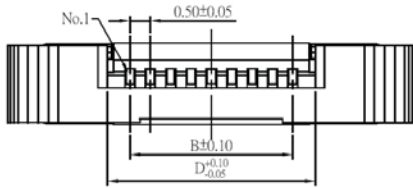
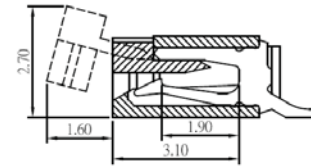
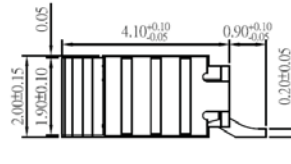
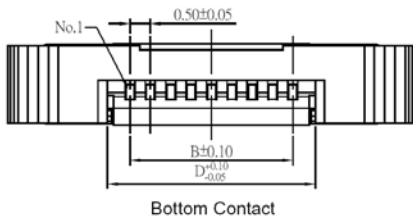
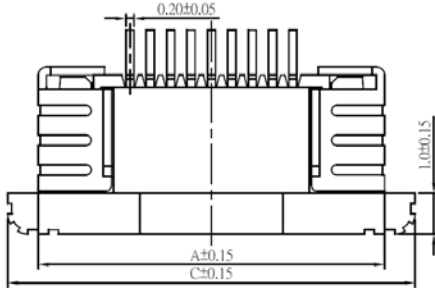

FPC/FFC 0.5mm ZIF SMT Type Side Entry

SPECIFICATION

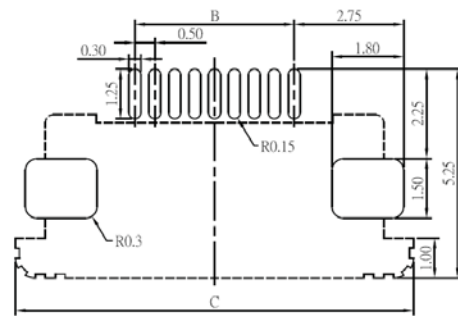
Current Rate:0.5 AMP
 Insulation Resistance:500MΩ Min.
 Contact Resistance:20mΩ Max.
 Dielectric Voltage:250V AC for one minute
 Operation Temperature:-20°C to +85°C

MATERIAL

Insulator:Polyester,UL 94V-0
 ©Standard:Nylon 46
 Contact Pin:Copper Alloy
 Contact Plated:Tin Plated



No. of Contacts	Dimensions				No. of Contacts	Dimensions			
	A	B	C	D		A	B	C	D
4	6.00	1.50	7.50	2.60	27	17.50	13.00	19.00	14.10
5	6.50	2.00	8.00	3.10	28	18.00	13.50	19.50	14.60
6	7.00	2.50	8.50	3.60	29	18.50	14.00	20.00	15.10
7	7.50	3.00	9.00	4.10	30	19.00	14.50	20.50	15.60
8	8.00	3.50	9.50	4.60	31	19.50	15.00	21.00	16.10
9	8.50	4.00	10.00	5.10	32	20.00	15.50	21.50	16.60
10	9.00	4.50	10.50	5.60	33	20.50	16.00	22.00	17.10
11	9.50	5.00	11.00	6.10	34	21.00	16.50	22.50	17.60
12	10.00	5.50	11.50	6.60	35	21.50	17.00	23.00	18.10
13	10.50	6.00	12.00	7.10	36	22.00	17.50	23.50	18.60
14	11.00	6.50	12.50	7.60	37	22.50	18.00	24.00	19.10
15	11.50	7.00	13.00	8.10	38	23.00	18.50	24.50	19.60
16	12.00	7.50	13.50	8.60	39	23.50	19.00	25.00	20.10
17	12.50	8.00	14.00	9.10	40	24.00	19.50	25.50	20.60
18	13.00	8.50	14.50	9.60	41	24.50	20.00	26.00	21.10
19	13.50	9.00	15.00	10.10	42	25.00	20.50	26.50	21.60
20	14.00	9.50	15.50	10.60	43	25.50	21.00	27.00	22.10
21	14.50	10.00	16.00	11.10	44	26.00	21.50	27.50	22.60
22	15.00	10.50	16.50	11.60	45	26.50	22.00	28.00	23.10
23	15.50	11.00	17.00	12.10	46	27.00	22.50	28.50	23.60
24	16.00	11.50	17.50	12.60	47	27.50	23.00	29.00	24.10
25	16.50	12.00	18.00	13.10	48	28.00	23.50	29.50	24.60
26	17.00	12.50	18.50	13.60	49	28.50	24.00	30.00	25.10
					50	29.00	24.50	30.50	25.60



Recommended PCB Layout
(PCB TOLERANCE ±0.05)

Part No.:FPC4AMR1-XX-U

ORDER INFORMATION

