FPC/FFC 1.0mm ZIF Dip Type Side Entry

SPECIFICATION
Current Rate:0.5 AMP
Insulation Resistance:500MΩ Min.
Contact Resistance:30mΩ Max.
Dielectric Voltage:500V AC for one minute
Operation Temperature:-55°C to +85°C

MATERIAL
Insulator:Polyester,UL 94V-0
◎Standard:Nylon 46
Contact Pin:Copper Alloy
Contact Plated:Tin Plated

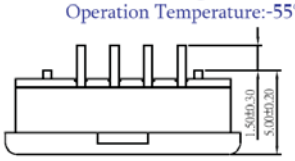

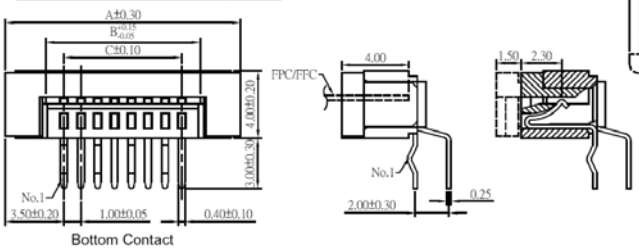

Bottom Contact

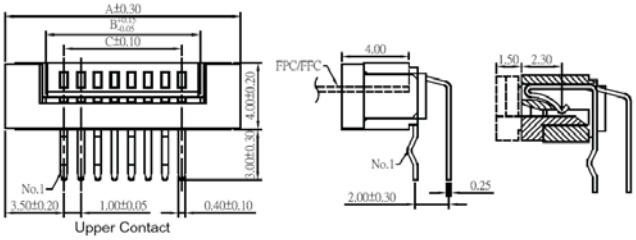

Upper Contact

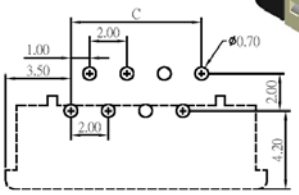

Recommended PCB Layout
(PCB TOLERANCE ±0.05)



No. of Contacts	Dimensions			No. of Contacts	Dimensions		
	A	B	C		A	B	C
04	10.00	5.20	3.00	19	25.00	20.20	18.00
05	11.00	6.20	4.00	20	26.00	21.20	19.00
06	12.00	7.20	5.00	21	27.00	22.20	20.00
07	13.00	8.20	6.00	22	28.00	23.20	21.00
08	14.00	9.20	7.00	23	29.00	24.20	22.00
09	15.00	10.20	8.00	24	30.00	25.20	23.00
10	16.00	11.20	9.00	25	31.00	26.20	24.00
11	17.00	12.20	10.00	26	32.00	27.20	25.00
12	18.00	13.20	11.00	27	33.00	28.20	26.00
13	19.00	14.20	12.00	28	34.00	29.20	27.00
14	20.00	15.20	13.00	29	35.00	30.20	28.00
15	21.00	16.20	14.00	30	36.00	31.20	29.00
16	22.00	17.20	15.00	31	37.00	32.20	30.00
17	23.00	18.20	16.00	32	38.00	33.20	31.00
18	24.00	19.20	17.00				

Part No.:FPC3AR1-XX-U

FPC/FFC 1.0mm ZIF SMT Type Top Entry

SPECIFICATION
Current Rate:0.5 AMP
Insulation Resistance:500MΩ Min.
Contact Resistance:30mΩ Max.
Dielectric Voltage:500V AC for one minute
Operation Temperature:-55°C to +85°C

MATERIAL
Insulator:Polyester,UL 94V-0
◎Standard:Nylon 46
Contact Pin:Copper Alloy
Contact Plated:Tin Plated



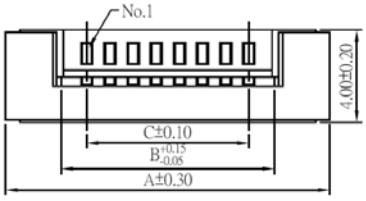

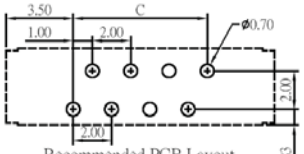

Recommended PCB Layout
(PCB TOLERANCE ±0.05)

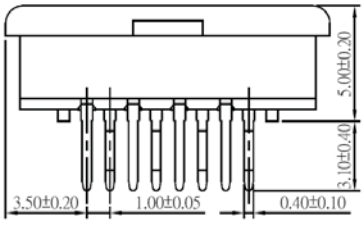

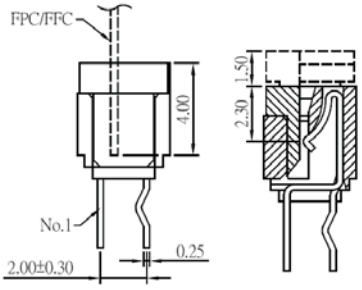

No. of Contacts	Dimensions			No. of Contacts	Dimensions		
	A	B	C		A	B	C
04	10.00	5.20	3.00	19	25.00	20.20	18.00
05	11.00	6.20	4.00	20	26.00	21.20	19.00
06	12.00	7.20	5.00	21	27.00	22.20	20.00
07	13.00	8.20	6.00	22	28.00	23.20	21.00
08	14.00	9.20	7.00	23	29.00	24.20	22.00
09	15.00	10.20	8.00	24	30.00	25.20	23.00
10	16.00	11.20	9.00	25	31.00	26.20	24.00
11	17.00	12.20	10.00	26	32.00	27.20	25.00
12	18.00	13.20	11.00	27	33.00	28.20	26.00
13	19.00	14.20	12.00	28	34.00	29.20	27.00
14	20.00	15.20	13.00	29	35.00	30.20	28.00
15	21.00	16.20	14.00	30	36.00	31.20	29.00
16	22.00	17.20	15.00	31	37.00	32.20	30.00
17	23.00	18.20	16.00	32	38.00	33.20	31.00
18	24.00	19.20	17.00				

Part No.:FPC3AS1-XX-U

ORDER INFORMATION

F P C 3 A X 1 - X X T N X - U

- A: R:Right Angle / S:Straight
- XX: No. of Contacts
- T: ◎T:Tin Plated
- N: ◎N:Ivory Insulator
- X: B:Bottom Contact / U:Upper Contact / (For FPC3AR1 Only)
- U: U:RoHS + Nylon 46

◎:Standard Recommended