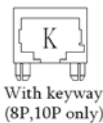
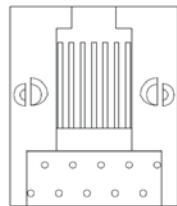
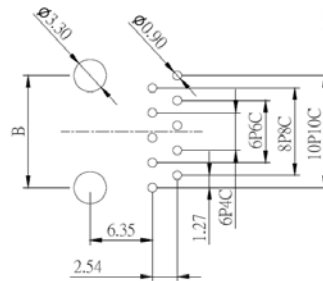
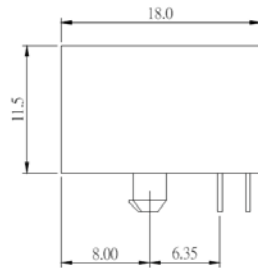
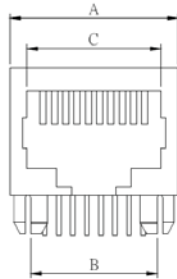
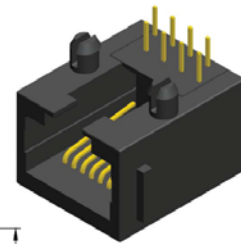


Modular Jack Side Entry H=11.5 W=18.0

Material & Finish:

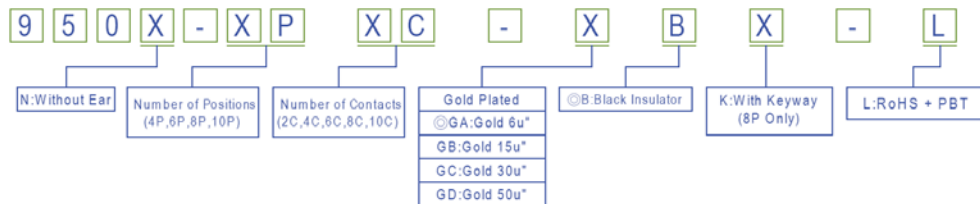
Housing: Glass Fiber, PBT, UL94V-0, Black
 Contact: 0.35 mm Thickness Phosphor Bronze,
 Gold Plating Over Nickel on Contact Area,
 Tin Plating Over Nickel on Solder Area.



Recommended PCB Layout
 (PCB TOLERANCE ±0.05)

POSITION	CONTACT	A	B	C
4P	4C	11.20	7.62	7.80
6P	2C/4C/6C	13.20	10.16	10.00
8P	8C	15.20	11.43	12.00
10P	10C	15.20	11.43	12.00

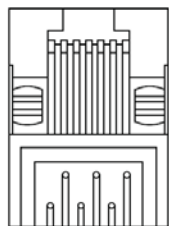
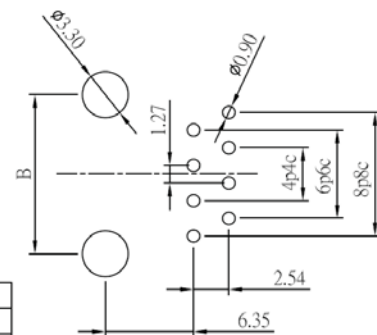
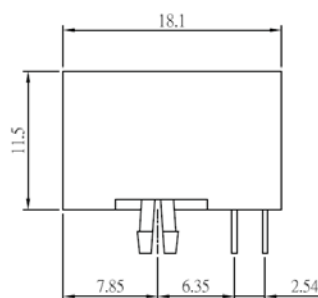
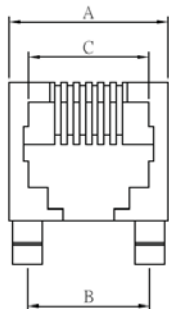

Order Information



Modular Jack Side Entry H=11.5 W=18.1

Material & Finish:

Housing: Glass Fiber, PBT, UL94V-0, Black
 Contact: 0.45 mm Thickness Phosphor Bronze,
 Gold Plating Over Nickel on Contact Area,
 Tin Plating Over Nickel on Solder Area.



Positions	Contacts	A	B	C
4P	4C	11.00	7.62	7.90
6P	2C/4C/6C	13.20	10.16	9.90
8P	8C	15.30	11.43	12.00

Recommended PCB Layout
 (PCB TOLERANCE ±0.05)

Order Information

