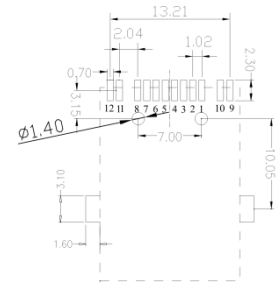
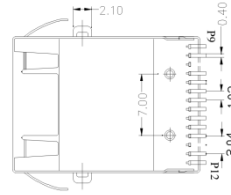


RJ45 Connector

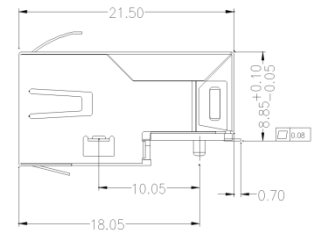
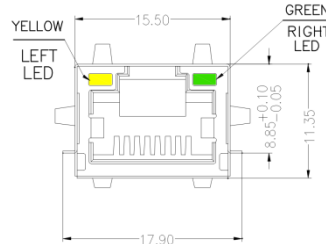
11 - ADNL



- RJ45 Connector with 10/100 Base-T
- Integrated Magnetics
- Port: 1
- Dim: 21.5mm
- SMT
- TAB-UP With LEDs



Suggested PCB Layout(Component side view)

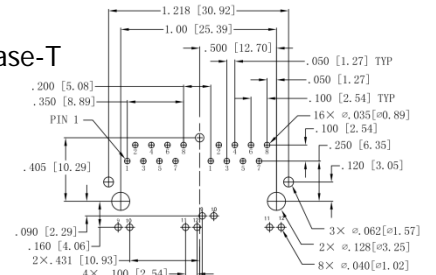


RJ45 Connector

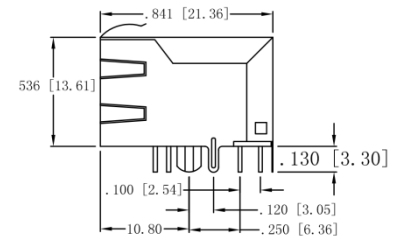
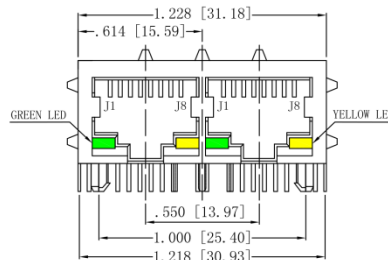
4 - AENL



- RJ45 Connector with 10/100/1000 Base-T
- Integrated Magnetics
- Port: 1x2
- TAB-DOWN
- RJ45 With LEDs



SUGGESTED PCB LAYOUT (TOP VIEW)

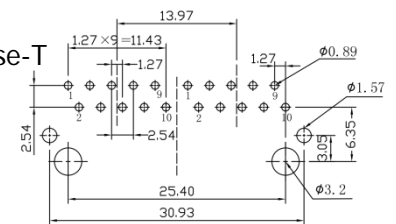


RJ45 Connector

4 - CNL



- RJ45 Connector with 10/100/1000 Base-T
- Integrated Magnetics
- Port: 1x2
- TAB-DOWN
- RJ45 WO LEDs



SUGGESTED PCB LAYOUT(TOP VIEW)

